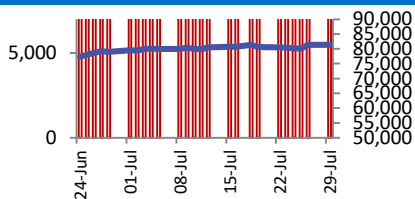
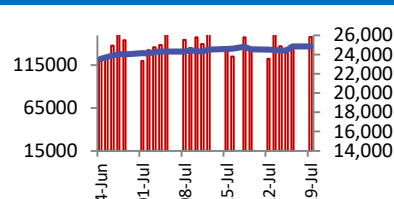


BSE



Open	81680
High	81908
Low	81136
Close	81356
Change	23
Volume (Lacs)	12678
Turnover (Rs.inCr)	11273

NSE



Open	24943
High	25000
Low	24775
Close	24836
Change	1
Volume(Lacs)	60444
Turnover(Rs.in Cr)	148104

World Markets	Current	Previous	Pt. Chg	Var(%)
Dow	40540	40589	(49)	-0.1%
Dow Futures	40691	40771	(80)	-0.2%
Nasdaq	17370	17358	12	0.1%
FTSE	8292	8286	7	0.1%
Nikkei	38101	38469	(367)	-1.0%
Hang Seng	17035	17238	(203)	-1.2%
Gift Nifty	24858	24879	(21)	-0.1%
Straits Singapore	3446	3444	2	0.0%
South Korea	2736	2766	(30)	-1.1%
Taiwan	21855	22164	(310)	-1.4%
Shanghai	2876	2892	(16)	-0.6%

Commodity Prices	Current	Previous	Pt. Chg	Var(%)
Copper (\$/MT)	9026	9111	(85.0)	-0.9%
Alumin (\$/MT)	2251	2289	(38.5)	-1.7%
Zinc (\$/MT)	2637	2669	(32.0)	-1.2%
Brent Crude (\$/bbl)	79.5	79.8	(0.3)	-0.4%
Gold (\$/Ounce)	2383	2384	(1.2)	-0.1%
Silver (\$/Ounce)	27.8	27.9	(0.0)	-0.1%
Light Crude (\$/bbl)	75.5	75.8	(0.4)	-0.5%
N G (\$/mmbtu)	2.1	2.0	0.0	1.0%
Sugar (\$/MT)	536.7	526.7	10.0	1.9%
Rubber (Rs./kg)	225.0	219.0	6.0	2.7%
Baltic Dry Index	1797	1808	(11.0)	-0.6%

Currency Exchange Rate	Current	Previous	Var(%)
Rs./\$ rate	83.74	83.73	0.01%
Rs./ Euro	90.75	90.88	-0.14%
Rs./Chinese Yuan	11.53	11.53	-0.03%
Yen /\$ rate	154.07	154.02	0.03%
\$ US/Euro	1.08	1.08	-0.02%

Dollar Index	Current	Previous	Var(%)
Dollar Index	105.26	105.28	-0.02%

Support/ Resistance Levels for Today		
	Nifty	Bank Nifty Fut
Support 1	24740	51000
Support 2	24670	50770
Resistance	24900	51540

Securities in Ban For Trade
INDIACEM

Market Review

US: The upcoming results from Microsoft Corp., Meta Platforms Inc., Apple Inc., and Amazon.com Inc. will be critical, especially after a lackluster start to the mega-cap earnings season. Fed officials are expected to signal a potential rate cut in the coming months, with Jerome Powell possibly providing hints on Wednesday.

Asia: Asia-Pacific markets logged losses early Tuesday as the Bank of Japan started its two-day policy meeting, in which investors are expecting a rate hike. US Federal Open Market Committee is also scheduled to start its policy meeting later today.

India: The Indian benchmark stock indices erased most gains to end a volatile session with marginal gains on Monday as Bharti Airtel Ltd. and HDFC Bank Ltd. dragged. The NSE Nifty 50 ended 1.25 points or 0.01% higher at 24,836.10, and the S&P BSE Sensex settled 23.12 points or 0.03% higher at 81,355.84. **Market is expected to open on a negative note and likely to witness range bound move during the day.**

Global Economy: British retailers suffered another bad month in July and expect further weakness in August as poor weather and generally weak trading conditions continued to hamper demand, the Confederation of British Industry said on Monday. The CBI said its monthly retail sales balance sank to -43 in July from June's reading of -24, its lowest since April. Retailers forecast the index would improve to -32 in August, but that was still the weakest outlook since February.

British retailers suffered another bad month in July and expect further weakness in August as poor weather and generally weak trading conditions continued to hamper demand, the Confederation of British Industry said on Monday. The CBI said its monthly retail sales balance sank to -43 in July from June's reading of -24, its lowest since April. Retailers forecast the index would improve to -32 in August, but that was still the weakest outlook since February.

Commodities: Gold struggled for momentum on Tuesday as investors looked for more cues on when the U.S. central bank will cut interest rates from this week's policy meeting and data releases.

Oil prices slipped in early Asian trading on Tuesday, extending losses from the previous session, over concerns about Chinese demand and as the market shrugged off the risk of conflict escalating in the Middle East.

Currency: The dollar and yen remained within close ranges on Tuesday as traders awaited a series of key central bank decisions, starting with midweek monetary policy meetings from the Bank of Japan (BOJ) and the Federal Reserve.

FII Derivative Transactions (Rs. Cr)

Contracts	Purchase		Sell		Net	Open Interest (OI)		OI (Previous day)		Change	
	Contract	Value	Contract	Value		Contract	Value	Contract	Value	Contract	Value
Index Future	113999	8037	92696	6365	1672	492457	32609	521179	34523	(28722)	(1914)
Index Option	34545794	2336098	34756462	2347733	(11635)	6191202	412780	6027835	397980	163367	14800
Stock Future	422070	34323	436822	35674	(1351)	4033605	316318	4072755	318026	(39150)	(1708)
Stock Option	530067	44068	544543	45236	(1168)	318903	25699	252915	20229	65988	5470
Total	35611930	2422526	35830523	2435008	(12482)	11036167	787406	10874684	770758	161483	16648

FII All Activity-BBG (Rs Cr)	Buy	Sell	Net
22-Jul-24	21445	13099	8347
23-Jul-24	15527	17075	(1548)
24-Jul-24	17143	20651	(3508)
25-Jul-24	17721	19919	(2198)
26-Jul-24	20646	16377	4269
Month to date- July	326096	289691	36404
FII (Prov.) (Rs Cr)	Buy	Sell	Net
23-Jul-24	14331	17306	(2975)
24-Jul-24	16122	21253	(5131)
25-Jul-24	14683	17288	(2605)
26-Jul-24	18201	15655	2546
29-Jul-24	17372	19846	(2475)
Month to date-July	321444	306975	14469
DII (Prov.) (Rs. Cr)	Buy	Sell	Net
23-Jul-24	17799	16381	1419
24-Jul-24	17787	14650	3137
25-Jul-24	15760	13328	2432
26-Jul-24	18856	16082	2774
29-Jul-24	18993	13328	5666
Month to date-July	305428	290873	14554
FII Debt - BBG (Rs. Cr)	Buy	Sell	Net
22-Jul-24	2375	2339	36
23-Jul-24	3165	700	2465
24-Jul-24	1847	1663	184
25-Jul-24	2102	728	1375
26-Jul-24	1668	2327	(659)
Month to date- July	37776	21419	16357

Market Breadth	BSE		NSE	
	No.	%	No.	%
Advance	2334	56%	1552	56%
Decline	1726	41%	1145	41%
Unchanged	138	3%	71	3%

Market Turnover	29-Jul	26-Jul	Var (%)
BSE Cash	11273	12221	-8%
NSE Cash	148104	136773	8%
NSE Futures	211787	205216	3%
NSE Options	34016459	13632065	150%
Total (Rs.Cr)	34387623	13986275	146%

Volatility Index	29-Jul	26-Jul
Volatility Index	12.95	12.25

Index PE - TTM	29-Jul	Yr. High	Yr. Low
Sensex	24.2	26.0	21.8
Nifty	23.4	28.8	20.3

Corporate News

RVNL Wins Rs 739-Crore Project From Himachal Pradesh Electricity Board

Rail Vikas Nigam Ltd. emerged as the lowest bidder for an order worth Rs 739 crore from the Himachal Pradesh State Electricity Board. The contract includes the development of distribution infrastructure in the central zone of Himachal Pradesh under the revamped reform-based and results-linked distribution sector scheme, as per an exchange filing on Monday. (BQ)

Dr Reddy's receives 'positive' opinion for Rituximab biosimilar from EMA's CHMP

The European Medicines Agency's (EMA) Committee for Medicinal Products for Human Use (CHMP) has adopted a 'positive' opinion recommending the launch of Dr. Reddy's Laboratories's proposed biosimilar Rituximab candidate in European markets. Hyderabad-based Dr Reddy's previously received the EU GMP certificate for its Rituximab drug substance and drug product manufacturing facility. (THBL)

PNB Housing Finance: Carlyle Group Entity Seeks To Divest 6.4% Stake Via Block Deals

Carlyle Group entity Quality Investment Holdings Pcc plans to sell up to 6.4% stake in PNB Housing Finance Ltd. for Rs 1,255 crore via open market deals. The public investor held 32.68% stake in the Delhi-based mortgage lender as of June. Quality will offer 1.66 crore shares at a floor price of Rs 755 apiece, representing a discount of 5% to its Rs 794.9 per share close on the NSE on Monday, according to the term sheet accessed by NDTV Profit. (BQ)

Economy

Key export scheme norms simplified for ease of business

To make it easier for exporters to do business, the government has simplified the Export Promotion Capital Goods (EPCG) scheme which allows import of capital goods at zero customs duty against an obligation to export. As per a public notice issued by the Directorate General Of Foreign Trade (DGFT), exporters will now get additional time to submit installation certificates for imported capital goods, reducing pressure on businesses to meet timelines. (ET)

International

BHP and Lundin Mining boost copper access, to buy Filo for \$3.25 billion

Global miner BHP Group and Canada-listed Lundin Mining will jointly take over developer Filo Corp for C\$4.5 billion (\$3.25 billion), the companies said on Monday, as they move to progress the South American projects. Aon also announced the appointment of Edmund Reese as the new CFO effective July 29. (Inv)

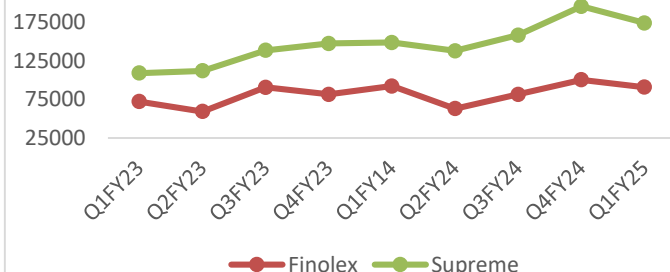
Top 5 Nifty Gainers	29-Jul	26-Jul	Var(%)
DIVISLAB	4924	4791	2.8%
BPCL	338	329	2.8%
LT	3775	3680	2.6%
BAJAJFINSV	1617	1586	1.9%
ULTRACEMCO	11874	11673	1.7%
Top 5 Nifty Losers	29-Jul	26-Jul	Var(%)
TITAN	3412	3494	-2.4%
BHARTIARTL	1481	1514	-2.2%
CIPLA	1554	1575	-1.3%
ITC	496	502	-1.2%
KOTAKBANK	1794	1814	-1.1%

BSE Index Watch	Last	1 day	1 wk	1 mth	1 yr
SENSEX	81356	0.0%	1.1%	2.9%	23.0%
MIDCAP	48089	0.8%	2.6%	4.2%	59.4%
SMLCAP	54928	1.2%	3.8%	5.4%	59.0%
AUTO	59591	0.6%	4.3%	4.0%	67.2%
BANKEKX	58669	0.1%	-2.2%	-1.6%	14.3%
Capital Goods	75403	2.7%	3.8%	4.3%	73.4%
FMCG	22634	-0.3%	2.9%	10.1%	18.7%
Health Care	40262	0.2%	4.5%	8.5%	45.1%
IT	41708	-0.3%	2.7%	12.9%	39.5%
METAL	32314	0.2%	1.4%	-2.2%	48.2%
Oil & Gas	32235	1.2%	4.7%	9.4%	67.8%
Power	8198	0.8%	4.6%	3.1%	91.5%
Realty	8540	1.5%	0.3%	-1.1%	89.4%

NSE USD Futures	29-Jul	26-Jul	Var (%)
July Expiry (Rs./\$)	83.74	83.65	0.1%
August Expiry (Rs./\$)	83.81	83.73	0.1%
Total Turnover (Rs. Crore)	10157	5973	70%

Sectors	TTM PE
Auto	35.61
Auto Ancillary	53.69
Banking	15.08
Engineering	44.8
Cement	79.98
Diamonds & Jewellery	63.16
Housing Finance	25.19
Infrastructure & Const	35.37
Metals-Aluminium	41.51
Metal – Steel	19.17
Oil Expl.	16.82
Pharma	11.99
Power – Gen. Supp.	44.41
Information Tech.	25.91
Sugar	20.42
Telecom Serv. Prov.	92.22
Tyres	29.62

Supreme Inds and Finolex sales volume (in MT)
(Sourc: Company Data)



10 year G-Sec Yield	Current	Previous	Change
US	4.17%	4.17%	0 bps
Japan	1.03%	1.03%	(0) bps
India	6.92%	6.94%	(2) bps
UK	4.05%	4.10%	(5) bps
Libor 3 Mths	5.52%	5.53%	(1) bps

Indian Eco Data	Current	Previous	Var(%)
Forex Reserve (US\$ in bn)	654	652	0.3%
Inflation - WPI	3.36%	2.61%	75 bps
Inflation - CPI	5.08%	4.80%	28 bps

India GDP	Q4FY24	Q3FY24	Var(%)
Growth	7.76%	8.57%	(81) bps

Monetary Policy	Current	Previous	Change
Repo Rate	6.50%	6.50%	0 bps
Reverse Repo Rate	3.35%	3.35%	0 bps
CRR	4.50%	4.50%	0 bps
O/S Banking System Liquidity (Rs bn)	1521	1522	(0.4)

IIP Growth %	Jan-24	Jan-23	Apr-Feb
IIP	5.9	5.7	6.2
Mining	5.9	9.0	8.5
Manufacturing	3.2	4.5	5.7
Electricity	5.6	12.7	7.0

ADR Price Movement

Company	Price (US\$)	Volume	Previous Day Price	Volume	Variance (%)	No. of Share Per ADR	ADR Price (Rs.)	BSE Price	Variance (%)
Infosys Tech	22.60	8940807	22.79	15980203	-0.83%	1	1892.47	1871.10	1.1%
Wipro	6.20	1355862	6.20	2974428	0.00%	1	519.17	524.40	-1.0%
Dr.Reddy's	82.02	160888	81.22	250264	0.98%	1	6868.15	6840.05	0.4%
ICICI Bank	28.78	4829386	28.76	4750450	0.07%	2	1204.98	1212.70	-0.6%
HDFC Bank	60.13	898470	60.64	1139175	-0.84%	3	1678.38	1605.05	4.6%

GDR's (US\$)

	Prices	Prev. Close	Change	Var %
L&T	45.00	44.40	0.6	1.4%
RIL	72.00	71.80	0.2	0.3%
SBI	103.60	102.00	1.6	1.6%

US Economy Data

	Current	Previous
Inflation (%) (YoY)	3.00%	3.30%
Unemployment (%)	4.10%	4.00%

Interest Rate (%)

	Current	Previous
Fed Rate	5.50%	5.50%

US GDP

	Q1CY24	Q4CY23	Q4CY22
Growth (QoQ Annualized)	2.80%	1.40%	2.60%

China Economy Data

	Current	Previous
GDP	4.70%	5.30%
Inflation – CPI (%)	0.20%	0.30%

Economic Calendar

	Date
Indian GDP Data	30 Aug
Indian Inflation Data CPI	12 Aug
Indian Inflation Data WPI	14 Aug
Indian Monetary Policy	08 Aug
India's Industrial Production (IIP)	12 Aug
US Inflation Data	14 Aug
US GDP	30 Aug
US Unemployment Data	02 Aug
US Fed Rate	31 Jul
China GDP	18 Oct
China Inflation Data	9 Aug

Event Update

Name	Date	Purpose
Aurobindo Pharma Ltd.	30-07-24	Buy Back of Shares
Brigade Enterprises Ltd.	30-07-24	Rs.2.00 per share(20%)Final Dividend
Fidel Softech Ltd.	30-07-24	Dividend
Pecos Hotels and Pubs Ltd.	30-07-24	Rs.3.00 per share(30%)Final Dividend
Standard Industries Ltd.	30-07-24	Rs.0.55 per share(11%)Final Dividend
Aarti Pharmed Labs Ltd.	31-07-24	Rs.1.00 per share(20%)Final Dividend
Centum Electronics Ltd.	31-07-24	Rs.3.00 per share(30%)Final Dividend
CRISIL Ltd.	31-07-24	Rs.8.00 per share(800%)Second Interim Dividend
DLF Ltd.	31-07-24	Rs.5.00 per share(250%)Final Dividend
EIH Ltd.	31-07-24	Rs.1.20 per share(60%)Final Dividend
IRB InvIT Fund	31-07-24	Income Distribution (InvIT)
Kamdhenu Ltd.	31-07-24	Rs.2.00 per share(20%)Final Dividend
Panorama Studios International Ltd.	31-07-24	Stock Split from Rs.10/- to Rs.2/-
SRF Ltd.	31-07-24	Rs.3.60 per share(36%)First Interim Dividend
Aditya Birla Sun Life AMC Ltd.	01-08-24	Rs.13.50 per share(270%)Final Dividend
Oberoi Realty Ltd.	01-08-24	Rs.2.00 per share(20%)Interim Dividend
Tasty Bite Eatables Ltd.	01-08-24	Rs.2.00 per share(20%)Final Dividend
Tips Industries Ltd.	01-08-24	Rs.2.00 per share(200%)Interim Dividend
Ajmera Realty & Infra India Ltd.	02-08-24	Rs.4.00 per share(40%)Final Dividend
Albert David Ltd.	02-08-24	Rs.11.50 per share(115%)Final Dividend
Bigbloc Construction Ltd.	02-08-24	Rs.0.40 per share(20%)Final Dividend
Cipla Ltd.	02-08-24	Rs.13.00 per share(650%)Final Dividend
Coforge Ltd.	02-08-24	Rs.19.00 per share(190%)Interim Dividend
Divi's Laboratories Ltd.	02-08-24	Rs.30.00 per share(1500%)Final Dividend

Bulk Deal As On 29/07/24

BSE

Security Code	Security Name	Client Name	Deal	Quantity	Price
531658	ABATEAS	JAGRUTI UDESHI	S	25500	27.27
539506	ADCON	YASHAGRAWAL	S	1000000	0.81
543941	AHASOLAR	KOMAL VISHAL KOTHARI	B	28800	537.45
543941	AHASOLAR	MANSI SHARE & STOCK ADVISORS PRIVATE LIMITED	S	32000	537.45
531252	ANERI	NARENDRA BABU KADATHUR HARIDAS	B	19077	5.88
513401	ASHIS	KAMDHENU STEELS AND ALLOYS LIMITED	S	63142	45.75
513401	ASHIS	MEHAK INFRACON PRIVATE LIMITED	B	50000	45.75
539288	AVI	SNEHA SANJEEV LUNKAD	S	21000	12.99
532454	BHARTIARTL	BNP PARIBAS FINANCIAL MARKETS	S	180188	1514.4
532454	BHARTIARTL	INTEGRATED CORE STRATEGIES (ASIA) PTE. LTD.	B	180188	1514.4
534796	CDG	ANISHA FINCAP CONSULTANTS LLP	B	221373	20.9
534796	CDG	BALRAM CHAINRAI	S	294000	21.34
534796	CDG	F3 ADVISORS PRIVATE LIMITED	B	40000	23.1
539991	CFEL	SHAILESH KHAITAN	S	211000	94.67
522231	CONART	ATULKUMARSINGH	B	16000	144.27
544195	COTFAB	TOPGAIN FINANCE PRIVATE LIMITED	B	90000	70
530843	CUPID	SHUBHAM BIDASARIA	S	2367518	89.86
530959	DIANATEA	PRAGNESH ROHITKUMAR PANDYA	S	54005	32.04
530959	DIANATEA	PRAGNESH ROHITKUMAR PANDYA	B	82909	31.71
540699	DIXON	BNP PARIBAS FINANCIAL MARKETS	S	84873	11272.6
540699	DIXON	INTEGRATED CORE STRATEGIES (ASIA) PTE. LTD.	B	84873	11272.6
500469	FEDERALBNK	BNP PARIBAS FINANCIAL MARKETS	S	3797504	198
500469	FEDERALBNK	INTEGRATED CORE STRATEGIES (ASIA) PTE. LTD.	B	3797504	198
531486	FILME	HARISH KUMAR	S	350000	1.74
531486	FILME	MANOJ KUMAR KANDA	B	171333	1.74
542918	GIANLIFE	TEJESH HASMUKH SHAH	B	52200	26.33
543538	GOEL	CRYSTAL SHARE BROKING PVT LTD	S	20800	172.48
543538	GOEL	SHERWOOD SECURITIES PVT LTD	S	37600	174.59
543538	GOEL	VIVEK KARWA	S	24000	174
513059	GSAUTO	PANNERSELVAM	B	90000	46.38
542682	HARISH	GUNJAN GOYAL	B	17409	55.2
505712	HIMTEK	F3 ADVISORS PRIVATE LIMITED	S	19431	197.77
505712	HIMTEK	F3 ADVISORS PRIVATE LIMITED	B	42103	195.51
532174	ICICIBANK	BNP PARIBAS FINANCIAL MARKETS	S	195882	1207.2
532174	ICICIBANK	INTEGRATED CORE STRATEGIES (ASIA) PTE. LTD.	B	195882	1207.2
532822	IDEA	BNP PARIBAS FINANCIAL MARKETS	S	11794193	15.98
532822	IDEA	INTEGRATED CORE STRATEGIES (ASIA) PTE. LTD.	B	11794193	15.98
540377	IFL	CAMELLIA TRADEX PRIVATE LIMITED	S	4733947	1.2
542924	JANUSCORP	ATUL DHANSUKHLAL DAGLI	S	70000	8.55
542924	JANUSCORP	KAMAL GADALAY	B	101500	8.45
542924	JANUSCORP	SUMANCHEPURI	S	70000	8.54
544160	JAYKAILASH	CHENCHURAMANMANI	S	38400	73.2
544160	JAYKAILASH	PRIYA KABRA	S	188800	72.6
544160	JAYKAILASH	PRIYA KABRA	B	188800	72.01
544160	JAYKAILASH	SHILPA AMIT GHARLUTE	B	48000	71.39
544160	JAYKAILASH	UMA AGARWAL	S	3200	73.05
544160	JAYKAILASH	UMA AGARWAL	B	30400	73.2
534600	JTLIND	BNP PARIBAS FINANCIAL MARKETS	B	1100000	213
534600	JTLIND	BNP PARIBAS FINANCIAL MARKETS	B	1100000	213
534600	JTLIND	MORGAN STANLEY ASIA (SINGAPORE) PTE.	S	1100000	213
534600	JTLIND	MORGAN STANLEY ASIA (SINGAPORE) PTE.	S	1100000	213

544081	JYOTICNC	BOFA SECURITIES EUROPE SA	B	260957	1123
544081	JYOTICNC	PARESH MOHANLAL PAREKH	S	260957	1123
535730	KHOBSURAT	GCM COMMODITY AND DERIVATIVES LIMITED	S	4500000	1.96
535730	KHOBSURAT	GLOBAL CAPITAL MARKETS LIMITED	S	6500000	1.92
535730	KHOBSURAT	KATYAYANI TRADELINK PRIVATE LIMITED	S	7000000	1.96
535730	KHOBSURAT	MULTIPLIER SHARE & STOCK ADVISORS PRIVATE LIMITED	B	2500000	1.78
535730	KHOBSURAT	NCL RESEARCH AND FINANCIAL SERVICES LIMITED	S	4000000	1.96
535730	KHOBSURAT	VISAGAR FINANCIAL SERVICES LIMITED	S	10000000	1.96
542651	KPITTECH	BNP PARIBAS FINANCIAL MARKETS	S	585775	1788.95
542651	KPITTECH	INTEGRATED CORE STRATEGIES (ASIA) PTE. LTD.	B	585775	1788.95
535910	MMLF	SAHIL BIPIN MEHTA	S	300000	181
535910	MMLF	SAJJAN KUMAR PATWARI	B	300000	180.97
543207	NATURAL	MONIL BIPINCHANDRA SHAH	S	68100	12.39
533317	OMKARCHEM	MULTIPLIER SHARE & STOCK ADVISORS PRIVATE LIMITED	B	250000	9.54
533317	OMKARCHEM	VIRAL JITENDRA THAKKAR	S	124000	9.54
531254	OPTIFIN	VINOD HARILAL JHAVERI	S	50000	108.5
531254	OPTIFIN	WAJID AHMED	B	50000	108.5
530095	PRADHIN	ASHISH DESAI	S	30000	38.61
530095	PRADHIN	ASHISH JASHWANTBHAI DESAI	S	93695	38.68
530095	PRADHIN	ASHISHBHAI JASHWANTBHAI DESAI HUF	S	25000	38.61
530095	PRADHIN	DHRUV GANJI	B	200000	38.61
530095	PRADHIN	DIVYA AGGARWAL	B	50000	38.61
530095	PRADHIN	SETU SECURITIES PVT. LTD.	S	112614	39.14
533274	PRESTIGE	BNP PARIBAS FINANCIAL MARKETS	S	178699	1833.45
533274	PRESTIGE	INTEGRATED CORE STRATEGIES (ASIA) PTE. LTD.	B	178699	1833.45
536659	PVVINFRA	KOTVAK LOGISTICS LLP	S	138722	17.55
541601	RAJNISH	AZMAT TRADERS LLP	S	10834858	4.41
541601	RAJNISH	GAURI NANDAN TRADERS	B	4000000	4.41
541601	RAJNISH	NIRAJ RAJNIKANT SHAH	B	4100000	4.41
539760	RELICAB	VENKATESHWARA INDUSTRIAL PROMOTION CO LIMITED	S	81133	121.64
543902	RETINA	MARUTHAVANAN K V. KRISHNAMOORTHY	S	74000	74.97
543256	RFL	KIRAN MITTAL	S	142168	17.52
543256	RFL	SHASHIKANT NANUSING JADHAV	B	141500	17.52
543171	ROJL	SANKET RAMESH FUKU	S	323309	4.36
531893	SAWABUSI	NOBLE POLYMERS LIMITED NOBLE	S	8251268	0.66
543515	SEML	LEJAS HEMANTRAI DESAI	S	250500	47.55
543515	SEML	MITALIBEN LEJAS DESAI	S	249000	47.5
543515	SEML	TRIPURARI DEALTRADE PRIVATE LIMITED	B	492000	47.52
540259	SHANGAR	RITADENNISDSOUZA	S	90000	7.61
543970	SHOORA	ABHAY CHANDRAKANT LAKHANI	B	18000	62.35
543924	SONALIS	GREEN PEAKS ENTERPRISES LLP	B	10000	88.07
519242	SRDAPRT	MULTIPLIER SHARE & STOCK ADVISORS PRIVATE LIMITED	S	10000	93.24
519242	SRDAPRT	SAHIB PUNIANI	B	12765	93.24
539217	SRESTHA	MOPPINGTOPPING TRADING PRIVATE LIMITED	S	2913075	2.3
540914	SRUSTEELS	SAROJ GUPTA	S	85851	12.25
540914	SRUSTEELS	SURESH KUMAR JANGID	B	198800	12.58
543828	SUDARSHAN	MAGICREMEI PRIVATE LIMITED	S	144000	119
543828	SUDARSHAN	SAROJ GUPTA	B	230400	118.98
543274	SUUMAYA	DHARMENDRA B PATEL	S	142650	3.81
543799	SVJ	BHUPENDRABHAI DEVUBHAI TAMALIYA	B	30000	44.28
543745	SVS	BHAGYESH JINESH SHAH (HUF)	B	156000	13.47
543745	SVS	HARDIK MILANBHAI MITHANI (HUF)	S	150000	13.5
537392	TAZAIN	ABDURRAHMAN MOHD SHAFI TAIBANI	S	130737	4.41
537392	TAZAIN	SURAJADIGA	B	120694	4.4
538607	TOYAMSL	KAILASH KABRA	B	5100000	3.93
538607	TOYAMSL	KAMLA MULTITRADE LLP	S	10000000	3.93
538607	TOYAMSL	MINERVA VENTURES FUND	B	5000000	3.93

538607	TOYAMSL	PARAG COMMOALES	S	9370000	3.93
519367	TRANSFD	NARENDRA BABU KADATHUR HARIDAS	B	892	163.74
539040	TTIL	AMIT PRABHAKAR WADEKAR	S	250000	23.69
530459	VALSONQ	DHANALAKSHMI SRIDHAR	B	40214	33.08
539291	VASUDHAGAM	MANGESH KASHINATH KAMBLE	S	100000	24.41
539291	VASUDHAGAM	MANGESH KASHINATH KAMBLE	B	21000	25.02
539291	VASUDHAGAM	VINABHEN ATULKUMAR SHAH	B	200000	24.41
539291	VASUDHAGAM	YOGESH JOTIRAM KALE	S	150000	24.41
543545	VEERKRUPA	CHIRAG ARVINDBHAI SHAH	S	3156300	2
500575	VOLTAS	BNP PARIBAS FINANCIAL MARKETS	S	345438	1490.35
500575	VOLTAS	INTEGRATED CORE STRATEGIES (ASIA) PTE. LTD.	B	345438	1490.35
501370	WALCHPF	MOHAN DEEP CHANDIRAMANI HUF	S	22776	270.2
524661	WELCURE	RUCHIRA GOYAL	B	88643	7.33

NSE

Security Code	Security Name	Client Name	Deal	Quantity	Price
ACEINTEG	Ace Integrated Solu. Ltd.	HELICON TRADING HOUSE PRIVATE LIMITED	SELL	55880	36.83
ARIHANTACA	Arihant Academy Limited	PARTH RAJESH MODI	SELL	32000	150
ARIHANTACA	Arihant Academy Limited	SHRENI SHARES PVT	BUY	32000	150
ACSAL	Arvind and Company	SALASAR AGENCIES	SELL	72000	67.51
ATAM	Atam Valves Limited	NIRAJ RAJNIKANT SHAH	SELL	73000	186.32
ATAM	Atam Valves Limited	YUVRAJ HIRALAL MALHOTRA	BUY	100000	193.25
DAVANGERE	Davangere Sugar Company	GANESH S S	SELL	15000000	7.25
DPEL	Divine Power Energy Ltd	IMVESTA GROWTH SCHEME	SELL	138000	100.96
DPEL	Divine Power Energy Ltd	ZINNIA GLOBAL FUND PCC - NOLANA	SELL	126000	100.83
EFFWA	Effwa Infra & Research L	STATSOL RESEARCH LLP	SELL	403200	264.9
EFFWA	Effwa Infra & Research L	VISHAL BIPINKUMAR DOSHI	BUY	160000	278.74
GENSOL	Gensol Engineering Ltd	WELLRAY SOLAR INDUSTRIES PRIVATE LIMITED	SELL	245676	990.12
GICL	Globe Intl Carriers Ltd	YUVRAJ HIRALAL MALHOTRA	BUY	204000	62.5
GLOBE	Globe Textiles (I) Ltd.	MULTIPLIER SHARE & STOCK ADVISORS PRIVATE LIMITED	BUY	1533233	6.19
GPPL	Gujarat Pipavav Port Ltd	PLUTUS WEALTH MANAGEMENT LLP	BUY	2534990	232.5
HARRMALAYA	Harrisons Malayalam Ltd	WALLFORT FINANCIAL SERVICES LTD	SELL	100000	243.49
INDHOTEL	Indian Hotels Co. Ltd.	DODONA HOLDINGS LIMITED	SELL	321741	645
INDHOTEL	Indian Hotels Co. Ltd.	SIDDHARTHA YOG	BUY	321741	645
INDO-RE1	Indowind Energy Limited	INDUS FINANCE CORPORATION LTD	SELL	500000	3.84
INDSWFTLAB	Ind-Swift Labs Ltd.	GIRIRAJ RATAN DAMANI	BUY	1000000	144.94
INDSWFTLAB	Ind-Swift Labs Ltd.	WILSON HOLDINGS PRIVATE LIMITED	SELL	1610337	145.21
JHS	JHS Svendgaard Laboratori	ZAVERI FINSTOCK PVT. LTD.	SELL	468213	22.13
JYOTICNC	Jyoti CNC Automation Ltd	ASTORNE CAPITAL VCC ARVEN	BUY	89048	1123
JYOTICNC	Jyoti CNC Automation Ltd	AXIS BALANCED ADVANTAGE FUND	BUY	13357	1123
JYOTICNC	Jyoti CNC Automation Ltd	AXIS BUSINESS CYCLES FUND	BUY	89047	1123
JYOTICNC	Jyoti CNC Automation Ltd	AXIS CHILDREN S GIFT FUND	BUY	35619	1123
JYOTICNC	Jyoti CNC Automation Ltd	AXIS EQUITY HYBRID FUND	BUY	66785	1123
JYOTICNC	Jyoti CNC Automation Ltd	AXIS GROWTH OPPORTUNITIES FUND	BUY	356189	1123

JYOTICNC	Jyoti CNC Automation Ltd	AXIS INDIA MANUFACTURING FUND	BUY	267141	1123
JYOTICNC	Jyoti CNC Automation Ltd	AXIS MIDCAP FUND	BUY	943901	1123
JYOTICNC	Jyoti CNC Automation Ltd	AXIS MULTICAP FUND	BUY	267141	1123
JYOTICNC	Jyoti CNC Automation Ltd	AXIS RETIREMENT SAVINGS FUND AGGRESSIVE PLAN	BUY	35619	1123
JYOTICNC	Jyoti CNC Automation Ltd	AXIS RETIREMENT SAVINGS FUND DYNAMIC PLAN	BUY	17809	1123
JYOTICNC	Jyoti CNC Automation Ltd	AXIS SPECIAL SITUATIONS FUND	BUY	133571	1123
JYOTICNC	Jyoti CNC Automation Ltd	EDELWEISS BALANCE ADVANTAGE FUND	BUY	445235	1123
JYOTICNC	Jyoti CNC Automation Ltd	FLORIDA RETIREMENT SYSTEM	BUY	267141	1123
JYOTICNC	Jyoti CNC Automation Ltd	HSBC LARGE AND MID CAP EQUITY FUND	BUY	176000	1123
JYOTICNC	Jyoti CNC Automation Ltd	HSBC MULTI ASSET ALLOCATION FUND	BUY	88000	1123
JYOTICNC	Jyoti CNC Automation Ltd	MORGAN STANLEY ASIA (SINGAPORE) PTE.	BUY	356188	1123
JYOTICNC	Jyoti CNC Automation Ltd	MORGAN STANLEY ASIA SINGAPORE PTE	BUY	1377180	1123
JYOTICNC	Jyoti CNC Automation Ltd	MORGAN STANLEY ASIA SINGAPORE PTE	BUY	1377180	1123
JYOTICNC	Jyoti CNC Automation Ltd	PARESH MOHANLAL PAREKH	SELL	2970692	1123
JYOTICNC	Jyoti CNC Automation Ltd	PARESH MOHANLAL PAREKH	SELL	1570851	1125.15
JYOTICNC	Jyoti CNC Automation Ltd	PARESH MOHANLAL PAREKH	SELL	2970692	1123
JYOTICNC	Jyoti CNC Automation Ltd	SOCIETE GENERALE	BUY	260949	1123
JYOTICNC	Jyoti CNC Automation Ltd	TARA EMERGING ASIA LIQUID FUND	BUY	260949	1123
JYOTICNC	Jyoti CNC Automation Ltd	VIJAY MOHANLAL PAREKH	SELL	2226323	1124.9
JYOTICNC	Jyoti CNC Automation Ltd	VIJAY MOHANLAL PAREKH	SELL	2576177	1123
JYOTICNC	Jyoti CNC Automation Ltd	VIJAY MOHANLAL PAREKH	SELL	2576177	1123
KANANIIND	Kanani Industries Ltd	SHIVANIBAMAYURSINHCHUDASAMA	BUY	1610000	3.14
KSHITIJPOL	Kshitij Polyline Limited	EPITOME TRADING AND INVESTMENTS	SELL	1000000	7.35
KSHITIJPOL	Kshitij Polyline Limited	PRAGNESH J DOSHI	SELL	1000000	7.35
KSHITIJPOL	Kshitij Polyline Limited	PRIYANKA PURAV SHAH	SELL	1060042	7.35
KSHITIJPOL	Kshitij Polyline Limited	RAMESH LAL	BUY	3750000	7.35
KSHITIJPOL	Kshitij Polyline Limited	YMD FINANCIAL CONSULTANCY PRIVATE LIMITED	BUY	2864780	7.35
LAMBODHARA	Lambodhara Textiles Ltd.	ARHAM SHARE PRIVATE LIMITED	SELL	66000	175.54
NAMAN	Naman In-Store (India) L	ASHMI COUNSELLING LLP	BUY	64000	128.79
NDLVENTURE	NDL Ventures Limited	RELIANCE VALUE SERVICES PRIVATE LIMITED	SELL	265508	131.7
NEPHROCARE	Nephro Care India Limited	NAV CAPITAL VCC - NAV CAPITAL EMERGING STAR FUND	BUY	99200	343.65
ORIENTCEM	Orient Cement Ltd.	CITIGROUP GLOBAL MARKETS MAURITIUS PVT LTD	BUY	1451414	351.38
ORTINLAB	Ortin Laboratories Ltd	SEEMA AGGARWAL	SELL	175000	23.29
RNFI	RNFI Services Limited	MANSI SHARE AND STOCK ADVISORS PVT LTD	BUY	192000	195.87
SERVICE	Service Care Limited	GIRIJADHAVA VYAPAAR PRIVATE LIMITED	BUY	210000	61.27
SERVICE	Service Care Limited	PROGNOSIS SECURITIES PVT. LTD	SELL	210000	61.27
INDIACEM	The India Cements Limited	SOCIETE GENERALE	SELL	2061506	378.15
TUNWAL	Tunwal E-Motors Limited	GIRIJADHAVA VYAPAAR PRIVATE LIMITED	SELL	362000	49.96
UNIINFO	Uniinfo Telecom Servi Ltd	LIESHA CORPORATION PRIVATE LIMITED .	BUY	72000	48.04
UNIINFO	Uniinfo Telecom Servi Ltd	SANDEEP PRAKASHCHANDRA JAIN (HUF)	BUY	100000	48.03
WINNY	Winnny Immigra & Edu Ser L	KRISHNA AWTAR KABRA	SELL	17000	288.44
WINNY	Winnny Immigra & Edu Ser L	PREAL PAKSHAL GANDHI	BUY	17000	288.44
YAARI	Yaari Digi Int Ser Ltd	ANIL KANTIPRASAD PODDAR	BUY	1296000	8.9
YAARI	Yaari Digi Int Ser Ltd	STEADVIEW CAPITAL MAURITIUS LIMITED	SELL	1845000	8.9

Disclosure:

Research Reports that are published by Nirmal Bang Securities Private Limited (hereinafter referred to as "NBSPL") are for private circulation only. NBSPL is a registered Research Analyst under SEBI (Research Analyst) Regulations, 2014 having Registration no. INH000001766. NBSPL is also a registered Stock Broker with National Stock Exchange of India Limited, BSE Limited, Metropolitan Stock Exchange of India Limited, Multi Commodity Exchange of India Limited and , National Commodity and Derivative Exchange Limited in Capital Market , Equity and Commodities derivatives segments and Currency Derivatives Segment .

NBSPL has other business divisions with independent research teams separated by Chinese walls, and therefore may, at times, have different or contrary views on stocks and markets.

NBSPL or its associates have not been debarred / suspended by SEBI or any other regulatory authority for accessing / dealing in securities Market since last 20 years. NBSPL, its associates or analyst or his relatives do not hold any financial interest (Except Investment) in the subject company. NBSPL or its associates or Analyst do not have any conflict or material conflict of interest at the time of publication of the research report with the subject company. NBSPL or its associates or Analyst or his relatives may or may not hold beneficial ownership of 1% or more in the subject company at the end of the month immediately preceding the date of publication of this research report.

NBSPL or its associates / analyst has not received any compensation / managed or co-managed public offering of securities of the company covered by Analyst during the past twelve months. NBSPL or its associates have not received any compensation or other benefits from the company covered by Analyst or third party in connection with the research report. Analyst has not served as an officer, director or employee of Subject Company. NBSPL / analyst has not been engaged in market making activity of the subject company.

Analyst Certification: The research analysts and authors of these reports, hereby certify that the views expressed in this research report accurately reflects my/our personal views about the subject securities, issuers, products, sectors or industries. It is also certified that no part of the compensation of the analyst(s) was, is, or will be directly or indirectly related to the inclusion of specific recommendations or views in this research. The analyst(s) principally responsible for the preparation of this research report and has taken reasonable care to achieve and maintain independence and objectivity in making any recommendations.

Disclaimer:

The Research Report is for the personal information of the authorized recipient and does not construe to be any investment, legal or taxation advice. NBSPL is not soliciting any action based upon it. Nothing in the research report shall be construed as a solicitation to buy or sell any security or product, or to engage in or refrain from engaging in any such transaction. In preparing the research report, we did not take into account the investment objectives, financial situation and particular needs of the reader.

The research report has been prepared for the general use of the clients of NBSPL and must not be copied, either in whole or in part, or distributed or redistributed to any other person in any form. If you are not the intended recipient you must not use or disclose the information in the research report in any way. Though disseminated to all the customers simultaneously, not all customers may receive the research report at the same time. NBSPL will not treat recipients as customers by virtue of their receiving the research report. The research report is not directed or intended for distribution to or use by any person or entity resident in a state, country or any jurisdiction, where such distribution, publication, availability or use would be contrary to law, regulation or which would subject NBSPL & its group companies to registration or licensing requirements within such jurisdictions.

The report is based on the information obtained from sources believed to be reliable, but we do not make any representation or warranty that it is accurate, complete or up-to-date and it should not be relied upon as such. We accept no obligation to correct or update the information or opinions in it. NBSPL or any of its affiliates or employees shall not be in any way responsible for any loss or damage that may arise to any person from any inadvertent error in the information contained in the research report. NBSPL or any of its affiliates or employees do not provide, at any time, any express or implied warranty of any kind, regarding any matter pertaining to this report, including without limitation the implied warranties of merchantability, fitness for a particular purpose, and non-infringement. The recipients of the research report should rely on their own investigations.

This information is subject to change without any prior notice. NBSPL reserves its absolute discretion and right to make or refrain from making modifications and alterations to this statement from time to time. Nevertheless, NBSPL is committed to providing independent and transparent recommendations to its clients, and would be happy to provide information in response to specific client queries.

Before making an investment decision on the basis of research report, the reader needs to consider, with or without the assistance of an adviser, whether the advice is appropriate in light of their particular investment needs, objectives and financial circumstances. There are risks involved in securities trading. The price of securities can and does fluctuate, and an individual security may even become valueless. International investors are reminded of the additional risks inherent in international investments, such as currency fluctuations and international stock market or economic conditions, which may adversely affect the value of the investment. Opinions expressed are subject to change without any notice. Neither the company nor the director or the employees of NBSPL accept any liability whatsoever for any direct, indirect, consequential or other loss arising from any use of the research report and/or further communication in relation to the research report. Here it may be noted that neither NBSPL, nor its directors, employees, agents or representatives shall be liable for any damages whether direct or indirect, incidental, special or consequential including lost revenue or lost profit that may arise from or in connection with the use of the information contained in the research report.

Copyright of this document vests exclusively with NBSPL.

Our reports are also available on our website

Registration granted by SEBI and certification from NISM in no way guarantee performance of NBSPL or provide any assurance of returns to investors.

Nirmal Bang Research (Division of Nirmal Bang Securities Pvt. Ltd.)

B-2, 301/302, Marathon Innova,
Opp. Peninsula Corporate Park
Off. Ganpatrao Kadam Marg
Lower Parel(W), Mumbai-400013
Board No. : 91 22 6723 8000/8001
Fax. : 022 6723 8010